



# Social and Emotional Development


## Caterpillar Dreams PreK-1st Grade

Tanille Yow Ulm, MS in Educational Administration

Follow this and additional works at [www.heyteacherteacher.org](http://www.heyteacherteacher.org)  
Part of the **Open Educational Resources** program

*This Lesson Plan is brought to you for free and open access by **Hey Teacher Teacher** and it's ongoing partnerships with fellow educators, creatives and generous support from ongoing grant programs.*

**Baby's Brilliant** is a proud partner and content provider with **Hey Teacher Teacher**.  
Download the free app at [www.babysbrilliant.com](http://www.babysbrilliant.com).






From the Desk of  
Miss. Aeris & Tanille

**Caterpillar Dreams**

Written by Clive McFarland




Aeris showed us these two videos. The first one is Jack Johnson's song Cocoon and the other is the movie trailer for Caterpillar Dreams.

<https://youtu.be/vMyLbZuzXo0>

[https://youtu.be/EUHP\\_LOwFRs](https://youtu.be/EUHP_LOwFRs)



Henri the Caterpillar has is a dream. It's an amazing, incredible, impossible dream. And to chase it, Henri will have to leave the safety of his garden and embark on the adventure of a lifetime. Written and illustrated by the award-winning creator of A Bed for Bear, Clive McFarland, Caterpillar Dreams. Harper Collins Kids, Dec. 2016







- Watch the Youtube videos
- Have the class decorate either one student or multiple students in toilet paper to make a cocoon. You can make it a race or not.
- Then we played Social Butterfly - if we complimented one another we would get butterfly clips. The person with the most clips would win during the day.
- Miss. Tanille followed up with colored pasta butterfly life cycle.







- The Social Butterfly game is a great way for kids to speak kindness and offer compliments to others. You can even set it up where they don't know a prize is going to be given.
- The butterfly life cycle can also be eaten as a snack. Tanille incorporated the following:  
mini marshmallows for eggs,  
gummy worms for the caterpillar, a Tootsie Roll for the cocoon,  
and ziploc / clothespin butterfly craft / snack.
- For the pasta -  
Place the uncooked pasta in gallon ziploc bags with Isopropyl Rubbing Alcohol & different food colorings. SHAKE!

